



Atech Flash Technology

# PRO-77U

SuperSpeed USB 3.0 Media Reader/Hub

Quick Start Guide



Technical Support :

Toll free number (USA only) 1-800-964-3088

[support@atechflash.com](mailto:support@atechflash.com)

[www.atechflash.com](http://www.atechflash.com)



# Package Contents

**PRO-77U x 1**



**USB 3.0 20-Pin Cable x 1** - Connects PRO-77U to USB 3.0 on Motherboard



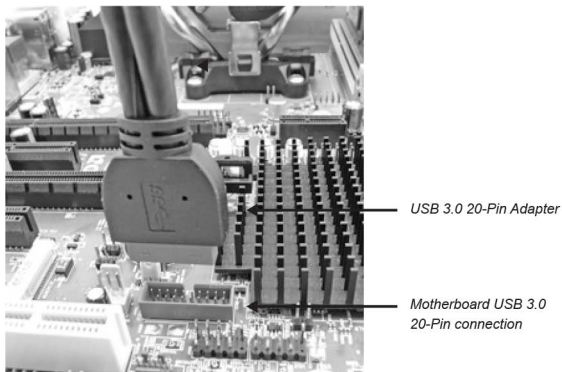
**Screws Kit x 1** - To securely mount the PRO-77U to computer chassis.



# Installation Setup

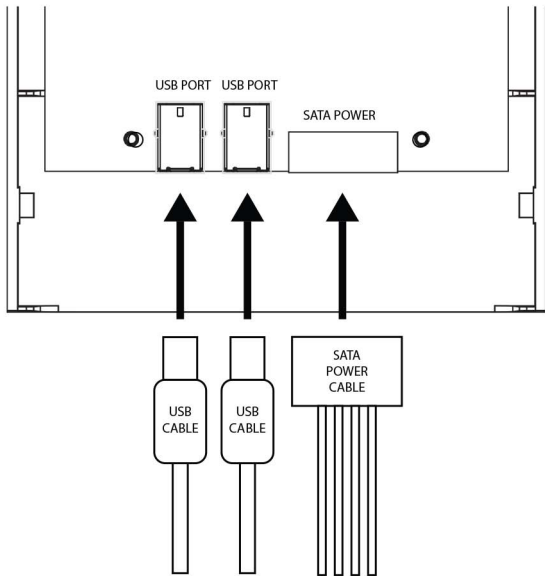
## Connection of Media Reader

1. Open computer case cover, then remove 5.25" front drive bay cover.
2. Plug the USB 3.0 20-pin adapter into the USB 3.0 header pin on your Motherboard.
3. Slide the USB cables and also SATA power cable into the 5.25" front drive bay.
4. Connect the USB cables and SATA power cable to PRO-77U.
5. Insert PRO-77U into empty 5.25" drive bay.
6. Apply screws on each side of unit to secure to chassis.
7. Reinstall computer case cover and power up your computer system.



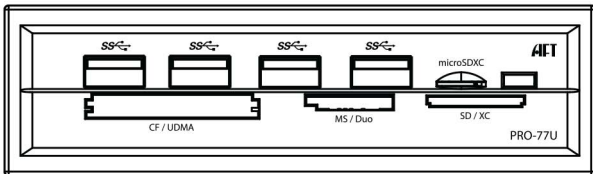
# PRO-77U Connection Diagram

**\*\*SATA Power Cable needs to be connected for USB ports to function\*\***



# Using PRO-77U

Using PRO-77U is similar to using a USB flash drive. Simply insert your media card into the slot and click on the appropriate Devices with Removable Storage icon in My Computer, this will allow you to access your media card.



We strongly recommend that you copy the files in the media card to your computer first before attempting to view or make any changes to the files.

## **Caution !!**

When removing your flash media card from reader please make sure that your file transferring process is fully completed before pulling your media card out. Failing to do so may result in card damage or data corruption.

Avoid formatting your media cards in reader if possible.

Always format your media card in the electronic device it is used in.

Certain electronic devices may become incompatible with the media cards formatted under Windows file systems.

# Limited Warranty

Atech Flash Technology, Inc. ("AFT"), warrants to the original end user ("Customer") that under normal intended use AFT memory flash card readers will be free from defects in materials and workmanship for one (1) year from the date of purchase. During warranty period, AFT shall either repair, or replace defective product. AFT shall not be liable for any losses or damages of any kind resulting from the use of AFT products or for any of Customer's data stored on products returned to AFT for service. AFT accepts no liability for and provides no expressed or implied warranty against any loss of data or images.

You may register your product at <http://www.atechflash.com>. Customer must have proof of purchase and obtain warranty service authorization from AFT within the applicable warranty period before returning defective products to AFT. Returned products must be shipped prepaid and packaged appropriately, and it is recommended that they be insured or sent by a method that provides for tracking of the package.

Limitations: This limited warranty is in lieu of all other warranties, terms or conditions; including warranties, terms, or conditions of merchantability, fitness for a particular purpose, satisfactory quality, suppliers, and in no event will AFT be liable for any special, incidental, consequential, or indirect damages resulting from the possession, use or failure of this product. Product names mentioned herein are for identification purposes only and may be trademarked and/or registered trademarks of their respective companies.

## Media Cards\* Compatibility Note

Media cards may not work properly when working with AFT product. If you encounter this problem, contact AFT Tech Support for compatible media card list and potential driver support and updates.

Specifications are subject to change without further notice.

All trademarks, trade names and copyrights are properties of their respective owners.